

KS2 Study Club

Maths Week 5 Workbook

Questions



KS2 Study Club

Topics

Welcome to week 5 of your 10 week Study Club!

Every week you'll get a practice workbook to work through a range of topics, taken from our KS2 Maths Intermediate Course.


We've also included links to 2 of our expert tutorial videos on some of these exact questions. That way, if you get stuck, you can try watching one of our tutorial videos with our Maths expert Patricia.

For full access to all of the corresponding videos sign up for a SchoolOnline subscription from £8.99 a month.

In next week's email we'll send you the answers to this workbook to download *PLUS* a brand new workbook to practice.

Your week 5 workbook topics are:

- Ratio, Proportion and Algebra questions including percentage problems.
- Calculations questions including long multiplication.



Ratio, Proportion & Algebra 2

Percentage Problems

2019 Paper 2 Reasoning

15

Amina asked 60 children to choose their favourite flavour of jelly.

These were her results.

Flavour	Number of children
Raspberry	12
Lemon	8
Orange	15
Blackcurrant	25
Total	60

What **percentage** of the 60 children chose orange?

%

1 mark

Percentage Problems

KS2 Study Club

Expert tutorial



Need some extra help? That's what we're here for!


In this video Patricia will explain how to answer the first question in the Ratio, Proportion and Algebra section of your workbook (Q15) which looks at a percentage problem.

Grab your pen and paper and remember to take notes! If you want more access to awesome videos like this, [sign up for a full SchoolOnline subscription here.](#)

Calculations 4


Arithmetic - Multiplication

2016 Paper 1 Arithmetic

11	$71 \times 8 =$	<input type="text"/>	1 mark
			

Arithmetic - Multiplication

2016 Paper 1 Arithmetic

12	$50 \times 70 =$	<input type="text"/>	1 mark
			

Long Multiplication - Whole Numbers

2017 Paper 1 Arithmetic

22	$\begin{array}{r} 4781 \\ \times \quad 23 \\ \hline \end{array}$	<div data-bbox="1031 695 1291 804" style="border: 1px solid blue; width: 160px; height: 52px; margin: 0 auto;"></div> <div data-bbox="1372 695 1450 772" style="border: 1px solid black; width: 48px; height: 37px; margin: 0 auto;"></div> <p>2 marks</p>
Show your method		

Written Multiplication

2019 Paper 1 Arithmetic

23	$\begin{array}{r} 836 \\ \times \quad 27 \\ \hline \end{array}$	<div data-bbox="1031 1522 1291 1631" style="border: 1px solid blue; width: 160px; height: 52px; margin: 0 auto;"></div> <div data-bbox="1372 1522 1450 1600" style="border: 1px solid black; width: 48px; height: 37px; margin: 0 auto;"></div> <p>2 marks</p>
Show your method		

KS2 Study Club

Expert tutorial

Key stage 2 Mathematics
Paper 1: arithmetic

23

$$\begin{array}{r} 836 \\ \times 27 \\ \hline \end{array}$$

Click to play!

Need some extra help? That's what we're here for!

In this video Patricia will explain how to answer the last question in the Calculations section of your workbook (Q23) which looks at Written Multiplication.

Grab your pen and paper and remember to take notes! If you want more access to awesome videos like this, [sign up for a full SchoolOnline subscription here.](#)

